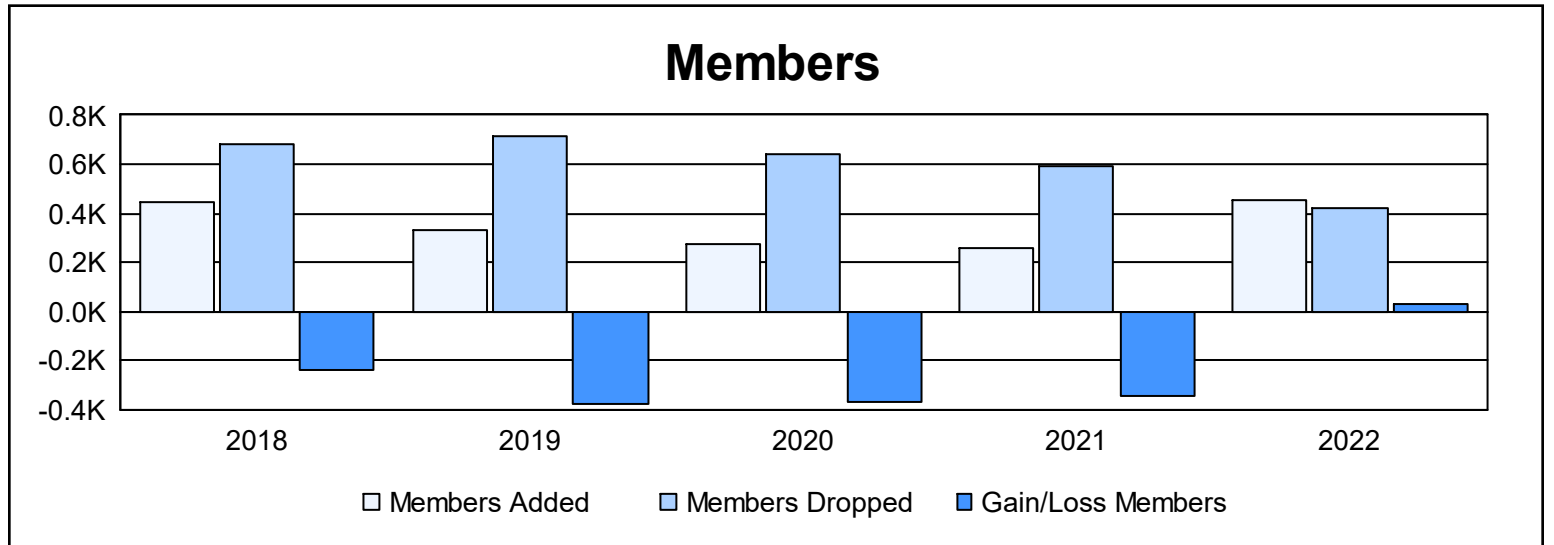
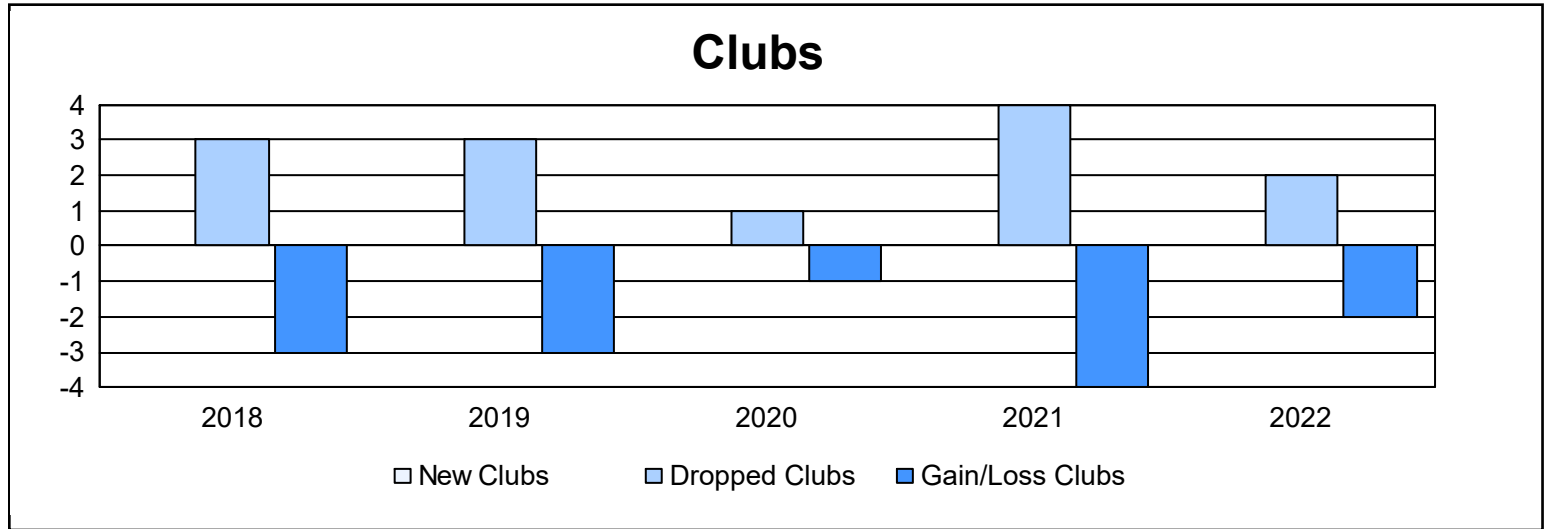
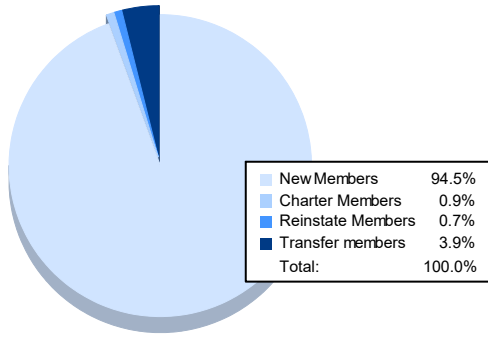


| Year | New Clubs | Dropped Clubs | Gain/ Loss Clubs | New Members | Charter Members | Reinstate Members | Transfer Members | Total Member Added | Total Members Dropped | Gain/ Loss Members |
|----------------|-----------|---------------|------------------|-------------|-----------------|-------------------|------------------|--------------------|-----------------------|--------------------|
| 2017-2018 | 0 | 3 | -3 | 426 | 0 | 10 | 8 | 444 | 680 | -236 |
| 2018-2019 | 0 | 3 | -3 | 309 | 0 | 9 | 17 | 335 | 714 | -379 |
| 2019-2020 | 0 | 1 | -1 | 252 | 0 | 11 | 13 | 276 | 642 | -366 |
| 2020-2021 | 0 | 4 | -4 | 241 | 1 | 6 | 7 | 255 | 596 | -341 |
| 2021-2022 | 0 | 2 | -2 | 432 | 4 | 3 | 18 | 457 | 425 | 32 |
| Average | 0 | 3 | -3 | 332 | 1 | 8 | 13 | 353 | 611 | -258 |



Membership Composition June 2022 Cumulative



Gender Composition June 2022 Cumulative

